

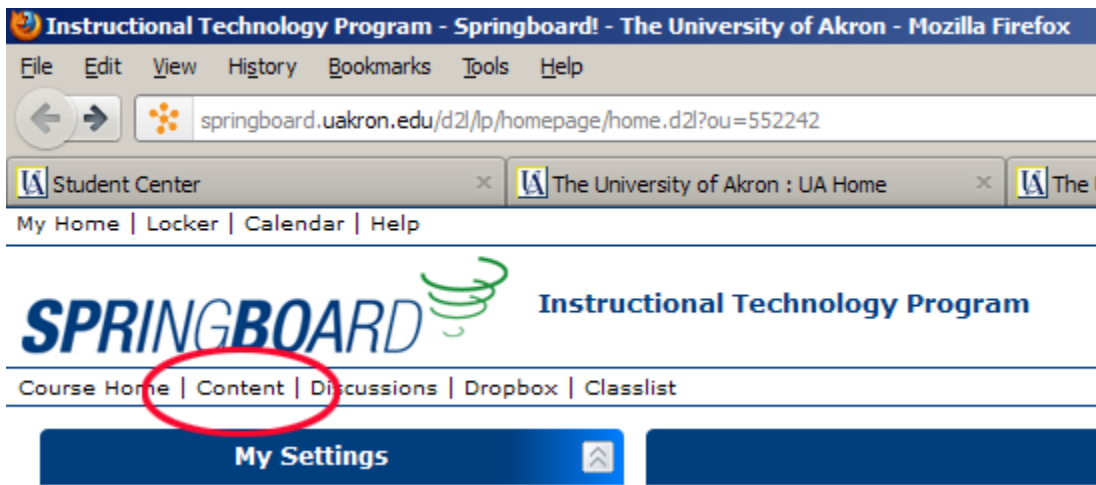
## e-Learning Certificate

How do I apply for the e-Learning Certificate?

1. Log in to Springboard.
2. Find "Click here to access your IT Master's Program" in the upper right hand corner of the screen.



3. Find the "content" link on the Instructional Technology Program website.



4. Use the Table of Contents search box to search for "elearning". The first document recommended is the Information and Process for the eLearning Certificate. This document will guide you through a step-by-step process of applying for the eLearning Certificate and lists a phone number for Graduate School. A second recommended link is "Apply for eLearning Certificate".

## Table of Contents














 **Table of Contents**  **Print**

 Bookmarks  Last Topic Visited

### Table of Contents

Search For:   [Show Search Options](#)

8 Search Results [Clear Search](#)

<input type="checkbox"/>		
	Topics	Jump to Topic
<input type="checkbox"/>	 <a href="#">Apply for eLearning Certificate</a>	
	Location: Program Information	
<input type="checkbox"/>	 <a href="#">Schedule for eLearning Certificate Students</a>	
	Location: IT Master's Course Schedules > Schedule for Fall Entering Students	
<input type="checkbox"/>	 <a href="#">Schedule for eLearning Certificate Time Students</a>	
	Location: IT Master's Course Schedules > Schedule for Spring Entering Students	
<input type="checkbox"/>	 <a href="#">Schedule for eLearning Certificate Students</a>	
	Location: IT Master's Course Schedules > Schedule For Summer Entering Students	
<input type="checkbox"/>	 <a href="#">Information and Process for the eLearning certificate</a>	
	Location: Graduation!!!! > Certificates	
<input type="checkbox"/>	 <a href="#">ELearning Site</a>	
	Location: Graduation!!!! > Certificates	